


Pattern Name: Swirly Santa
 Designed By: Nancy Boggio
 Company: Sunflower Days Designs
 Copyright: Sunflower Days Designs ~ 2008
 Fabric: Evenweave or linen 14, Antique Green
 30w X 37h Stitches
 Size: 14 Count, 2-1/8w X 2-5/8h in



Floss Used for Full Stitches

Symbol	Strands	Type	Number	Color
c	2	DMC	151	Dusty Rose-VY LT
L	2	DMC	498	Christmas Red-DK
Å	2	DMC	500	Blue Green-VY DK
X	2	DMC	797	Royal Blue
å	2	DMC	950	Desert Sand-LT
.	2	DMC	B5200	Snow White









Floss Used for Half Stitches:

Symbol	Strands	Type	Number	Color
L	2	DMC	498	Christmas Red-DK
.	2	DMC	B5200	Snow White

Floss Used for Quarter Stitches:

Symbol	Strands	Type	Number	Color
c	2	DMC	151	Dusty Rose-VY LT
L	2	DMC	498	Christmas Red-DK
å	2	DMC	950	Desert Sand-LT
.	2	DMC	B5200	Snow White

Floss Used for Back Stitches:

Symbol	Strands	Type	Number	Color
 	1	DMC	414	Pearl Gray
 	1	DMC	728	Topaz
 	1	DMC	3799	Pewter Gray-VY DK
 	1	DMC	B5200	Snow White

Notes:

Hope you all enjoy this new free chart! Christmas is almost here and it is time to think about stitching all those fun ornaments! So here's a small fun gift from me to you! I would use 2 strands of B5200 for the eyebrows and 1 strand all the rest of the back or long stitches.